



Plaques & Panels



D. J. "Red" Simon Middle School
Hays Consolidated Independent School District

Board of Trustees

Chip DuPont	President	2009
Patti Wood	Vice President	
Joe Muñoz	Secretary	
Henry Altmiller, Ph.D.	Board Member	
Melissa Espinoza	Board Member	
Mark Jones	Board Member	
Ralph Pfluger	Board Member	

Dr. Kirk London, Ed.D. Superintendent

BARTLETT-CORKE **SHWGROUP**

Cast Metal / Precision Tooled

DAUPHIN COUNTY COMMISSIONERS
PATHWAY TO THE WILD

Comité d'Historie et d'Artière / Wild Designation

Etched

MEN'S RESTROOM

Wayfinding / ADA

Made True

CAST & PRECISION TOOLED PLAQUES

Materials

All plaques are made using materials of the highest quality alloys. Whether lead- and mercury-free bronze, high-grade aluminum or lead-free brass. We cast metal plaques that make a lasting impression. All metal plaques come with a LIFETIME GUARANTEE.



Precision Tooled Alloy 5052
Cast Alloy 356



Precision Tooled Alloy 22000
Cast Alloy Navy G



Alloy C46400
Precision Tooled Only

Background Textures




Leatherette
(84" max. dimension)




Stipple
(84" max. dimension)



Sand



Pebble



Classic Leather
(Cast only 28" x 48" max)

Standard Borders




No Border




Single Line




Inset Single Line



Double Line



Inset Double Line



No Border Bevel*




Single Line Bevel



Inset Single Line Bevel*



Double Line Bevel



Inset Double Line Bevel*



Single Line Wide Bevel*




Projected Bevel*



Double Line Wide Bevel*

Custom Borders


Precision Tooled



Jewel



Ivy



Adam



Greek Key

Cast Sculpted




Others borders are also available.

CAST & PRECISION TOOLED PLAQUES

Background Colors


Shown are the most common background colors. There are 45 additional colors available along with custom color matching capabilities.



Black



Dark Oxide



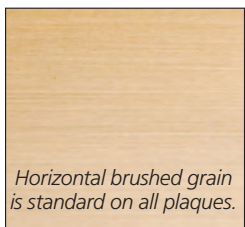
Brown



Duranodic Bronze

Standard Finish Options


Brushed Finish



Edge Color



Clear Coat Options



Satin is standard on brushed finishes. Gloss is standard on polished finishes. Matte is standard on PhotoRelief.™ Clear coat for harsh environments is also available upon request at no charge.

Specialty Finishes

Specialty finishes that provide a classic look. Patina and Oxidized finishes are available in Bronze alloys only, Flash Bronze is an aluminum alloy treated to look like bronze.



Light Oxidized



Oxidized



Dark Oxidized



Flash Bronze
Interior Applications Only



Raised Painted

Polished Finishes



Polished Bronze



Polished Brass
Precision Tooled Only



Polished Aluminum
Precision Tooled Only




Buffed Aluminum
Cast Only

Aluminum will not have a mirror polish, but a bright reflective finish.

CAST & PRECISION TOOLED PLAQUES


Portrait Options

Below are the most common portrait options available.




Bas Relief

Solid cast dimensional metal portrait attached to any cast or precision tooled plaque. Standard overall height of 4" to 24" with a finished depth of 3/4" to 1".




Flat Relief

An alternative to the expensive and time-consuming process of bas relief, Gemini's flat relief plaques are two-dimensional images that are part of a plaque.




PhotoRelief™

A seamless blend of casting and photography, PhotoRelief™ is perfectly suited for unique signage, historical markers, or any plaque that tells a story with words and pictures.




Etched

Available in stainless steel, bronze, brass and copper.



UV Print

For use in wayfinding, these all metal panels have your 1200 dpi full color image printed on aluminum, brass, bronze or stainless steel. These products are warranted for interior use, although they will last under most moderate weathering conditions.



Oval, Round & Rectangular Ceramic Inserts

A photograph is scanned at high resolution and a digital transfer is produced and applied to the blank.

CAST & PRECISION TOOLED PLAQUES

Mountings

Available in Blind Mount (no mounting hardware visible), Through Hole Mount (screw heads or screw heads with rosettes visible), or Stake & Post Mounts. Mounting options vary by type of plaque.

Surface Mounts




Drilled & Tapped

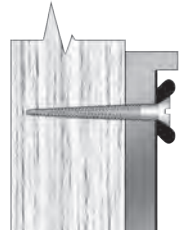
Blind Mount (Type A)



Solid Wall Mount (Type B)



Hollow Wall Mount (Type C)



Wood Mount (Type D)

Post Mounts



Post Mount (Type F)
up to 720 sq. in.



(cast only)
Post Cap Mount (Type R)
up to 30" x 30"

Stake Mounts



Garden Stake Mount (Type E)
Single stake up to 12" x 8"
Double stake up to 20" x 8"




Square Post Side Mount
up to 5,040 sq. in.



Square Post Back Mount
up to 5,040 sq. in.

Rosettes

Rosettes are decorative covers, designed to conceal mounting screw heads used to mount bronze and aluminum plaques. Rosettes are available in various sizes, materials, finishes and types. Bronze rosettes with highlights have been oxidized, while aluminum rosettes with highlights are painted to match the plaque background. Screw heads can also be painted to match plaque background colors.



R-1

R-2

R-3

R-4

1" & 1 1/2" only

R-5

R-6

R-7

1" & 1 1/2" only

CAST & PRECISION TOOLED PLAQUES

Cast Government Seals

Produce any official insignia in either bronze or aluminum. Available sizes include 10", 12", 14", 16", 18", 24", 30", 36", 40", 48", 60", 72", 84" and 96" diameters.

Official armed forces insignia are produced in solid bronze or aluminum with blind mount screw holes (Studs included).

Choose from Army, Navy, Air Force, Marines, Coast Guard, Merchant Marines, Space Force, Department of Homeland Security, POW/MIA and Department of Veterans Affairs.



Standard sculpted sizes: 16", 18", 24", 30", 36", 40" & 48"



Wayfinding / ADA

Available in the standard 7" x 8.5" x .25" with a stipple or sand background or in your own custom design. All copy (standard lettering and Grade 2 Braille) and border is raised from the background. Lettering is raised .05" while Braille is raised .031".



Custom ADA



Standard ADA



Custom ADA




Custom ADA

Unlike other ADA compliant products – Gemini's patent pending process does not use loose beads for the Braille component.


ETCHED PLAQUES

Materials

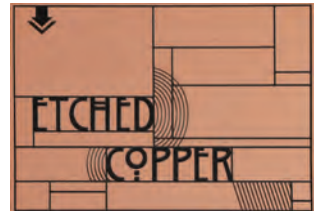
Available in thicknesses of 1/16", 1/8", 3/16" and 1/4". Multi-color painting, photo-etching, complex line art and polishing also available.



Alloy C22000
36" x 72" maximum



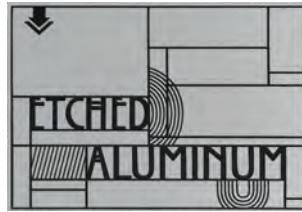
Naval Brass C46400
36" x 72" maximum



Alloy C11000
36" x 60" maximum



Alloy C304
Optional Alloy 316
36" x 72" maximum




Alloy 5052
36" x 48" maximum
Raised copy, halftone photographs &
complex line art NOT AVAILABLE.

THIN GAUGE ETCHED

Thin gauge plaques offer an economical option for interior solutions. Thin gauge plaques do not have finished returns and are not available with stud mounts. Plaques are available with the options for holes or adhesive backs for mounting.

Available alloys include stainless steel, aluminum, brass, nickel silver and copper. Thicknesses from .018" to .050".



Recessed vs. Raised



The standard on all Acid Etched Plaques is recessed text and graphics that are paint filled.



When raised text or graphics is specified, the background will be painted, leaving the text or graphics in the alloy color.

Cast Benefits

Metal casting is a 6,000-year-old process that has clearly withstood the test of time. A mold of sand or clay is crafted to the desired shape before molten bronze or aluminum is poured and allowed to solidify. The result is a durable, one-piece plaque that can be finished and mounted to fit the desired application.

Gemini has three foundries, and can produce bronze castings up to 96" in diameter and aluminum castings of even greater dimensions. All of our facilities melt their metal using nonpolluting electric furnaces, and use only prime grade, lead- and mercury-free alloys.

You should consider ordering a cast plaque from one of Gemini's foundries if your plaque order requires:

- Integral sculpting and background textures
- Greater depth and dimension
- Sizes up to 96" circular diameter
- Letters 1/4" or taller - font style may vary
- Higher level of recycled content
- Multiple castings of identical plaques - discounts available
- Greater selection of border styles and mounting options

PRECISION TOOLED

Benefits

Gemini has the best pricing and fastest delivery of solid aluminum, bronze and brass plaques. The following are distinct benefits of buying precision tooled plaques from Gemini:

- Fastest production time in the industry-an average of ten days
- Detailed letters, logos, Braille and standard borders without extra costs
- Any size up to 40" x 84" in any fractional dimension
- Letters as small as 1/4" high with crisp, clean, deep edges-font style may vary
- Aluminum, bronze and brass metal options
- Lower carbon footprint than cast products
- Precise dimensions when alignment is critical

